



# Refrigerator Front Panel Specification Form

(This form must be submitted with your order)

Date

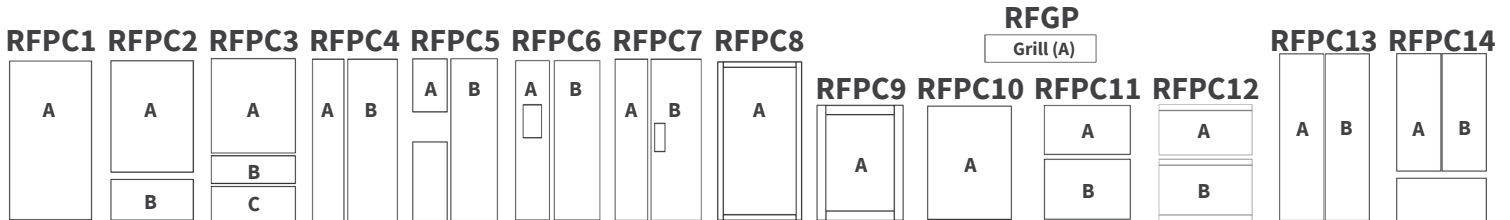
Job Name

Appliance Make

Dealer

Item Number

Appliance Model Number




Please select a cabinet configuration:

### DESIGN NOTES:

- Flush inset cleating not included. If cleating is necessary, please order separately.
- Panel doors over 24" wide or 48" tall will have a center stile and/or rail unless specified otherwise.
- RFPC8 and RFPC9 will match selected door style's frame size unless additional information is provided.

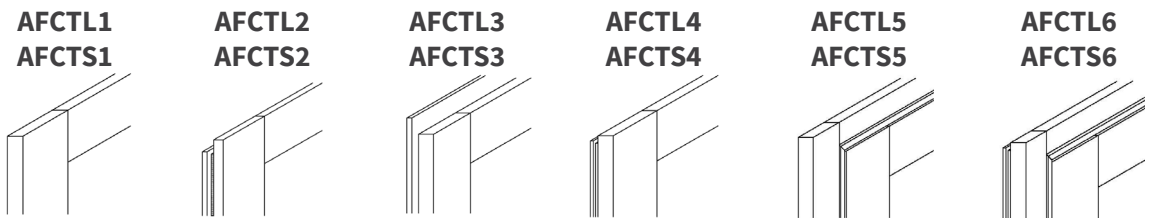
*\*If custom, please attach a detailed drawing*



Please select a construction:

L = Large Panel

S= Small Panel



**If AFCTL2/AFCTS2, AFCTL3/AFCTS3, AFCTL4/AFCTS4, or AFCTL6/AFCTS6, please attach additional manufacturing specifications for backer reveals and offsets.**



(A) Panel

(A) Backer

(A) Spacer

### Dispenser Cut-Out?

(B) Panel

(B) Backer

(B) Spacer

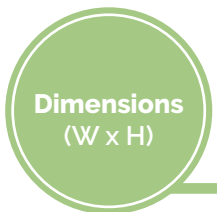
\*Yes      No

(C) Panel

(C) Backer

(C) Spacer

*\*If yes, please provide manufacturer specifications*



Notes: